

* I certify that all the statements of fact in this appraisal are true, complete, and correct to the best of my knowledge and belief, and that they are made in good faith.
Jeremy T. Chancey, FL-0762A, ISA Certified Arborist

PLANT LIST

PLANT LIST

TAKE-OFF FROM PLANS

SAINT JOSEPH SURBUR DE ANT LIST

SAINT JOSEPH SHRUB PLANT LIST									
									VERISCARE REQ

ES	HGT	SPR	Spacing	TEXTURE	Flowers	TOLERANCE
----	-----	-----	---------	---------	---------	-----------

				Course, Med	Or	SALT	DROUGHT
--	--	--	--	-------------	----	------	---------

UND COVERS	or Fine	Fruit	HIGH, MED. LOW	
------------	---------	-------	----------------	--

[illegible]

	24"	18"	24" oc.	MEDIUM		HIGH	HIGH	Good parking lot tree
	24"	18"	24" oc.	MEDIUM	none	HIGH	HIGH	Another great Nitze

24°	18°	24° oc.	Medium	High	High	Abundant in forest, common in open areas
24°	18°	24° oc.	Course	High	High	Good native uncultivated

30"	24"	24" oc.	MEDIUM	White	HIGH	HIGH	Medium Grow in
-----	-----	---------	--------	-------	------	------	----------------

ELLINGS*	20"	20"	24" oc.	Medium		Medium	HIGH	Grows upto 3'
----------	-----	-----	---------	--------	--	--------	------	---------------

24"	18"	24" oc.	Coarse	Fruit	LOW	HIGH	Food for wildlife. G
-----	-----	---------	--------	-------	-----	------	----------------------

[illegible]

ERS								
-----	--	--	--	--	--	--	--	--

rum	24"	18"	24" oc.	Medium	Fruit	HIGH	HIGH	Excellent shrub
-----	-----	-----	---------	--------	-------	------	------	-----------------

30"	24"	30" oo	Coarse	Medium	Medium	Excellent Score
48"	44"	24" oo	Medium	Medium	Medium	Good

	18	14	24	OC	Medium		Medium	Med-high		Exc
--	----	----	----	----	--------	--	--------	----------	--	-----


[illegible]


SCALE: 1"=20'-0"


PLAN ALWAYS TAKES PRECEDENCE OVER PLANT LIST
LA CONTRACTOR DO TO HIS/ HER OWN TAKE -OFF FROM PLANS


LEGEND

102 NUMBER OF EA, TREE
SEE LIST

 EXISTING TREE TO REMAIN

 EXISTING TREE TO REMOVE

 EXISTING TREE TO RELOCATE

 NEW LOCATION OF
RELOCATED EXISTING TREE

PLANT LIST FOR - ST JOSEPH CHURCH											
								XERISCAPE REQ.			
KEY	QUANT.	BOTANICAL NAMES/ COMMON NAMES	HGT	SPR	CALIPER	TYPE	FLOWERS	TOLERANCE		REMARKS	
					DBH HGT.	L, M, F, S	FRUITS	SALT	DROUGHT		
NATIVE PLANTS - TREES AND PALMS								HIGH	MED.	LOW	FLORIDA # 1 MATERIAL
CO	13	Cordia sebestana / Orange Geiger Tree	10'	4'-6"	2"	Med-L	Shade	Orange	HIGH	HIGH	Beautiful Orange Flower ers- Great Native Tree- Slow Growing
IC	6	Ilex cassine / Dahoon Holly Tree	12'	8'	1 1/2"	Small	Red Fruit	Medium	MEDIUM	MEDIUM	Moderate to slow grow th-provides food for wildlife
QV	25	Quercus virginiana / Live Oak	16'	10'	3"	Large Shade	Acorns	MEDIUM	MEDIUM	HIGH	100 GALS CONTAINER-FROM MARIAN GARDENS
SM	12	Swetenia mahogani / Mahogany Tree	16'	10'	3"	Large Shade	Fruit	MEDIUM	MEDIUM	HIGH	ALONG NORTH PERIMETER OF EXISTING PROPERTY
TS	5	Tecoma stans / Yellow Elder	10'	5'	1 1/2"	Small	Yellow	Medium	MEDIUM	HIGH	
SP	9	Sabal palmetto / Sabal Palm (CT AS SHOWN BELOW)				PALM	YES	HIGH	HIGH	HIGH	Our State Tree
		(3) - 10' Clear trunk Height =18' OA									OBTAIN PALMS FROM A CERTIFIED NURSERY
		(3) - 12' Clear trunk Height = 20' OA									
		(3) - 16' Clear trunk Height = 24' OA									
	70	TOTAL NATIVE TREES									PALMS COUNT 3:1 TREE RATIO
		NON-NATIVE									
VM	2	Veitchia montgomeryana / Montgomery Palm	16'	18'	2-3"		Yes	Low-Med	Medium	Medium	Beautiful Palm for accent or Groupings

SAINT JOSEPH SHRUB PLANT LIST												
KEY QUANT.		BOTANICAL NAMES/ COMMON NAMES		HGT	SPR	Spacing	TEXTURE Course, Med or Fine	Rowers Fruit	XERISCAPES REQ.		REMARKS	
									TOLERANCE			
NATIVE PLANTS - SHRUBS and GROUND COVERS									SALT	DROUGHT	FLORIDA # - MATERIAL	
									HIGH, MED, LOW			
COS	294	Conocarpus e. SERICEUS / SILVER BUTTWOOD			24"	18"	24" oc.	MEDIUM		HIGH	HIGH	Good parking lot tree, as well for small spaces-Silver leaf color Another great Native shrub that fills in very nicely, or use as a hedge
CHR	446	Chrysobalanus icaco "RED TIP" / "RED TIP" Coccoplum			24"	18"	24" oc.	MEDIUM	none	HIGH	HIGH	
FAK	241	Thryasacum diactyloides / Fakahatchee Grass			24"	18"	24" oc.	Course		HIGH	HIGH	Good native under pines or Sabal palmetto - good contrast.
BUG	214	Eugenia foetida / Spanish Shlopper			30"	24"	24" oc.	MEDIUM	White	HIGH	HIGH	Medium Growing-Makes a great hedge in light spaces.
ILE	65	Ilex vomitoria "SCHELLINGS" / Dwarf Yaupon "SCHELLINGS"			20"	20"	24" oc.	Medium		Medium	HIGH	Grows upto 3" - makes a good combination with Juniper
PSY	209	Ptychoria nervosa / Wild Coffee			24"	18"	24" oc.	Coarse	Fruit	LOW	HIGH	Food for wildlife. Grows 4'-6" high. Accent Shrub in the wild.
1469		TOTAL NATIVES										
NON-NATIVE PLANTS - SHRUBS and GROUND COVERS												
PTV	128	Pittosporum tobira VARIEGATA / Variegated Pittosporum			24"	18"	24" oc.	Medium	Fruit	HIGH	HIGH	Excellent shrub for massing. Drought and seaside use
VIA	72	Viburnum AWABUKI / AWABUKI Viburnum			30"	24"	30" oc.	Coarse		Medium	Medium	Excellent Screen Hedge or massing-large leaves
JAS	220	Jasminum simplicifolium / Wax Jasmine			18"	14"	24" oc.	Medium		Medium	Med-high	Excellent for parking lot islands
420		TOTAL NON- NATIVES										

Drawing Title:

11

LANDSCAPE

11

Sheet No. **LP-2**

[illegible]

P&Z
PZ22-12000016
10/26/2022

PZ22-12000010
10/26/2022

General Notes and Instructions:

Attention: Owner, General Contractor, City Reviewer, Landscape Contractor and any individual involved in this project:

The notes below are unconditional and there shall be no excuses that it has not been read or overlooked or followed.

- The Plans are copyrighted and it is the ownership of Mariano Corral, Landscape Architect for all the designs shown. Therefore, no copy or reproduction shall be made without his approval. By doing so, the individual or entity shall be liable and subjected to penalties, fines and punitive damages to the full extent of the law. However, the City may reproduce plans as needed to comply with transparency for members of the general public to review.
- All photographs are the property of Mariano Corral Landscape Architect. Any reproduction, or use without his consent shall be prohibited, doing so will be subjected to penalties and fines as to the full extent of the law. However, the City may reproduce plans as needed to comply with transparency for members of the general public to review.
- These drawings are for the sole purpose of this project. In the event it is used on another development without the knowledge of Landscape Architect, the contractor/owner shall be liable for fines, penalties and punitive damages to the full extent of the law.
- GENERAL CONTRACTOR WHEN SELECTING LANDSCAPE CONTRACTOR (LC) SHALL HAVE HIM OR HER UNDER CONTRACT ONE YEAR BEFORE PROJECT COMPLETION. THIS MEANS THAT IF A RETAINER TO LC IS NECESSARY THEN, MAKE IT HAPPEN. THIS WILL INSURE THAT THE LANDSCAPE CONTRACTOR CAN BEGIN ACQUIRING THE PLANT MATERIALS AHEAD OF TIME AND WILL MEET THE SPECIFIED PLANT HEIGHT AND SPECIFICATIONS. THERE SHALL BE NO EXCUSES THAT THE PLANT SPECIFIED CAN NOT BE OBTAINED, AND THEREFORE REQUIRES A SUBSTITUTION. THIS WILL NOT HAPPEN. I WILL GIVE NO LANDSCAPE CONTRACTOR A SUBSTITUTION IF ANOTHER PLANT IS INSTALLED THAN SPECIFIED. IT WILL BE REMOVED, AND YOU WILL NOT RECEIVE CERTIFICATE OF COMPLETION OR OCCUPANCY UNTIL WORK IS COMPLETED TO MY SATISFACTION. I CAN NOT MAKE IT ANY CLEARER IN PLAIN ENGLISH THAN AS STATED HERE.
- General Contractor at his own discretion (it is recommended) shall call for a meeting with Landscape Contractor and Landscape Architect to meet and discuss any procedures prior, during and final installation of work.
- General Contractor at his own discretion, (it is recommended) shall call Landscape Architect to make site observations in overseeing if Landscape Contractor has followed the plans, quality of Plant materials, and proper installation procedures, to insure approval inspections from City and City Engineer for payments to Landscape Contractor.
- General Contractor and Landscape Contractor do not have the right nor permission to change anything from Landscape Architectural plans as approved and submitted to the City OR County.
- In the event Value Engineering is performed by Landscape Contractor, as directed by General Contractor without the approval, consent or knowledge of the Landscape Architect, Landscape Architect shall no longer ASSUME ANY TYPE OF RESPONSIBILITY. It and it will become the responsibility of parties involve to provide the City with all revisions or as-built drawings, and obtain their approval for such changes.
- In the event another Landscape Architect or Landscape Designer is called to make such revisions without the knowledge or consent of Mariano Corral Landscape Architect, the Landscape Architect or Designer shall also be liable to the full extent of the Law for tampering.
- All CAD Files, PDF files supplied to Architect or any engineer shall not be copied or used for any other project. Landscape CAD files, photographs, and any other information on plans are the property of the Landscape Architect Mariano Corral, and shall not be furnished to any entity without the consent of Mariano Corral, Landscape Architect.
- During Design Review and/or the permit process, if county reviewer has an issue with the plant materials, Landscape Contractor, nor expeditor, SHALL NOT HAVE THE RIGHT TO NEGOTIATE WITH THE COUNTY OR CITY. The County or City shall point out deficiencies and/or areas where CODES were not met, so that the Landscape Architect can make corrections and/or decide what action to take. City or County Reviewer shall discuss with the Landscape Architect the type of plant materials to use and reach an amicable agreement, unless it is specifically and unconditionally specified in the codes (ie. Street Tree requirements for certain sections of City Master Plan). The Landscape Architect is the sole unconditional responsible individual and qualified to make the final decision as to what is appropriate on Copyrighted and sealed plans, and to protect his liability.
- All plant materials to be Florida #1 or better as set by the State of Florida Grades and Standards 1998, Parts I and II, and as per City of Boynton Beach Tree Standards Chapter 11.
- Before commencing installation, it is recommended that the Landscape Contractor visit site and become familiarized with the site.
- Contractor shall have all utilities identified and carefully located for the safety, welfare of his workers as well as the general public. **Contact Sunshine State One-Call at Florida, Inc. 1-800-432-7776 - 48 hours before installation.**
- Contractor shall have all utilities identified and carefully located for the safety, welfare of his workers as well as the general public.
- During installation Landscape Contractor shall make all possible intent to secure area of work from the public for their safety and welfare.
- Landscaping Contractor** must obtain all necessary permits prior to beginning installation. Any existing trees that must be removed or transplanted must first receive approval by City of Boynton Beach Arborist.
- ALL PERMITS FOR TREE RELOCATION, REMOVED AND PROTECTED MUST BE ACQUIRED BY A CERTIFIED REGISTER TREE COMPANY.**
- All existing Trees to remain shall be barricaded (if space is allowed) to the tree canopy drip line to prevent damage to the tree or palm during construction. An Orange color Vinyl Polyethylene fence, 48" high with 2 x4 wood posts or steel posts for anchoring can be used. Careful care for tree trunks shall be taken. MAINTENANCE AND PERIODICALLY REPLACEMENT SHALL OCCUR FOR THE ENTIRE DURATION OF CONSTRUCTION.
- Landscaping Contractor** Documentation that all newly proposed / installed Sabal palmetto utilized on site have come from a government approved donor site or were grown from seed at a registered Florida nursery.
- Landscaping Contractor** or Owners representative shall provide to City a schedule for the timely removal of tree and palm guying. This should be accomplished within a 12 month period after installation, and should NOT exceed the 12 month period.
- All time rock within planting areas shall be removed to a depth of 3' feet. Replace material with specified planting soil.
- All time rock, asphalt or debris within parking islands, corner parking islands, and entry islands, shall be removed to a depth of 3 feet. In the event a refurbishing or establishing a new parking island with the use of extruded curves over an existing asphalt parking lot, the same will apply as to removal of asphalt and time rock as stated above and the use of proper MEDIA soil.
- NO PLANTS SHALL BE PLANTED ON TOP OF ROOT BALL**
- All planting beds on site shall be composed of 60% silica sand, 30% good clean pulverized black loam soil, and 10% Canadian Peat. Soil shall be thoroughly mix and delivered on site free of debris, rocks and insects.
- All lawn areas marked on plans as "SOD or LAWN" shall be **St. Augustine PALMETTO solid sod, unless otherwise noted on plans.**
- All beds shall be finish with either 3" of Eucalyptus shredded mulch, pine straw or as specified on plans. **Red mulch will NOT be approved.** Cypress Bark Mulch will not be approved. Mulch shall not be installed any closer to tree trunk than 4". Mulch shall have no more than 1/2" to 1" thickness over root ball for appearance sake. No berm mulching on top of rootball shall be permitted.
- ALL PLANTING AREAS TO BE 100% IRRIGATED, WITH 100% COVERAGE (HEAD TO HEAD OVERLAP).**
- ALL INVASIVE TREES THAT ARE CATEGORY 1 SHALL BE REMOVED, INCLUDING AUSTRALIAN PINES AND BRAZILIAN PEPPER.**

FERTILIZER TO USE AT TIME OF INSTALLATION:


Because some Landscape Contractors have the tendency to purchase fertilizers from sources that are NOT compatible or consistent to the FNGA and the University of Florida Agricultural Extension Services recommendations (to save money), it is therefore mandatory that all fertilizers to be used on **my projects** will be purchased from a qualified supplier AS LONG AS IT IS THE SAME PRODUCT AND SPECIFICATIONS DESCRIBE BELOW:

The recommended type of fertilizer to be used on all newly installed plant materials is PALM SPECIAL # 9836. This is an 8-2-12 (nitrogen, potassium, and minor elements) for all Trees, Palms, shrubs and groundcovers. It can be obtained from ATLANTIC FERTILIZER IN HOMESTEAD, FL. 18375 SW 260th Street. **Contact Patrick Coyle at (305) 986-0671.** Landscape Contractor shall use 1 pound per tree, and a hand full or 3 tablespoons per shrub for all and each shrub and groundcover. Palm trees shall receive 2 lbs of fertilizer per palm tree. Fertilizer shall be placed on top of root ball and 2" inches away from trunk. **Mileage will not be acceptable,** however, slow release tablet fertilizers can be used at time of planting if Palm Special is not available and installation of materials is on a sandy loam VS Oolite-limestone condition.

MAINTENANCE AFTER INSTALLATION:

- It is recommended that all trees, palms, shrubs and groundcovers to be fertilize 4 times a year. By using Palm Special at a rate of 1 pound per 100 square feet, will at least insure that the plants are receiving the proper nutrients. On Palm trees in poor sandy soil a fertilizer with 2:1:3:1: (N-P-K-Mg) will provide the important nutrients. See recommended application by manufacturer.
- All lawn areas marked on plans as "SOD or LAWN" shall be **St. Augustine PALMETTO solid sod, unless otherwise noted on plans.** Prior to installation of the sod, the area shall be raked clean of rocks and debris. A 2" toping of the approve soil mix or 60% sand 30% black clean soil, and 10% Canadian Peat, thoroughly mix, shall be installed, and graded correctly. Water newly installed sod for a period of 2 months or until the irrigation-system is fully operable. Water every day for a week, and 3 times a week after, until sod has established itself, for a period of 10-15 minutes per zone. (Do not over water). In the event St. Augustine will be planted in the months of October through December, it is best to Winterize by using and preconditioning the soil for cold weather with 2-1-2 or 4-1-2 fertilizer, before grass goes dormant. The newly installed sod shall be fertilized immediately with Palm Special # 9836 and be spread through out lawn areas at a rate of 10 pounds per 1,000 square feet. (1 lb / 100 square feet)
- Any discrepancies or questions shall be made to the attention of the Landscape Architect. Landscape contractor shall not assume anything. Any missing information shall be the responsibility of the contractor to contact Landscape Architect.
- Landscape architect will put forth his best effort to help contractor with any questions or information he/she requests.
- Any material installed which are not on plans or approved by L.A. contractor shall assume the responsibility for the costs and removal of materials at no extra charge or compensation to the owner/ developer.
- Landscape contractor must work with a set of drawings with the signature and seal of the landscape architect. Any plans without seal may be deem incorrect and not up to date plans.
- General contractor shall have on site-one set of landscape plans at all times for review by the City inspector and Landscape Architect when he makes periodically site visits for inspections. Plans shall be clean and place in an area away from nature's weather elements.
- All beds shall be finish with either 3" of Eucalyptus shredded mulch, pine straw or as specified on plans. **Red mulch will NOT be approved.** Cypress Bark Mulch will not be approved. Mulch shall not be installed any closer to tree trunk than 4". Mulch shall have no more than 1/2" to 1" thickness over root ball. No berm mulching will be permitted.
- It is recommended that all trees planted shall be set 3-4" above finished grade.
- General contractor is to provide final rough grading on site clean of debris and rocks prior to landscape contractor installation of plant material, and any fine grading that is under his contract.
- CLEAN-UP: Landscape Contractor shall remove all planting canisters, wood, plastics, tapes, rebars, excess soil, or any debris after completion of installation. A clean finished product must be delivered to owner/ client.**
- All Planting areas to be 100% irrigated, with 100% coverage (head to head overlap).
- All irrigation lines shall be placed on the perimeter of all planting beds and/ or planters to allowed specified plantings.
- Separate water meters or unless a pump system is used, backflow preventors, rain sensor, and controller shall be installed. Coordinate with electrical/ mechanical engineer for location. All Water to be tested for iron oxide.
- All Fire building backflow preventor shall be screen as per City Codes. In the event such information is not supplied to Landscape Architect, it is the responsibility of Landscape Contractor to contact L.A. for the type, quantity, and specs of plant material to be installed, so that L.A. can inform City and before receiving Certificate of Occupancy (CO) from City.
- Landscape contractor is to guarantee all plant materials for a PERIOD OF one year after completion of installation. He will be responsible for watering for at least 3 months or until irrigation system is fully operable.
- Where as a City URBAN Street improvements Landscape codes calls for the use of Structural Soil then the following will apply: All Structural Soil, (CU) shall be obtain from Atlas Peat and Soil, Boynton Beach, Florida, the only certified agency in the State. Contact Fred Mariano 1-561-734-7500. General contractor is to obtain a certificate from Atlas Peat and Soil and Amerex Company that structural soil has been delivered on site, and a copy must be sent to Landscape Architect for his record, as well as to City Landscape Architect. Contractor is to unconditionally have on site and posted said certificate for the inspection by City or County inspectors. If no certificate is shown, it will be assumed that structural soil has not been delivered and contractor bears the responsibility to remove any and all soil installed at his expense.**
- A CIVIL ENGINEER SHALL ADJUST ALL SWALE AREAS AS DEEM NECESSARY FOR DRAINAGE.
- All final grading shall be done with a surveyor's instrument to assure proper heights and make any necessary adjustments to insure that all water will remain on site.

SPECIFICATIONS AND DETAILS



The TOP of TREE ROOTBALL shall be placed 3" above existing soil. This will insure that tree flare will be exposed and NO MULCH shall be placed on top of rootball.

If you must place mulch for appearance sake, lightly do so no more than 1/2" thick and 4" away from tree trunk. Create a 6" saucer around tree rootball 6' in diameter with MULCH (no soil)




Proper Palm Bracing for Royals, Sabal Palms, or Date Palms- use burlap, metal straps brace and (4)Wood Battsens do not nail to trunk.

Use Four (4) wood planks 8' long to uphold palm tree over 22' height or 10' greywood and above.



All planting beds to use Eucalyptus Grade A Mulch. OR ECO MULCH. (NO RED MULCH WILL BE ACCEPTED-IF installed Landscape Contractor will replace at own expense)




Proper Palm Bracing - use burlap, metal straps brace and (3)Wood Battsens do not nail to trunk.



ALL SABAL PALMS SHALL BE TRIM BACK KNOWN AS HURRICANE CUT.

NOTE:
NO TREES WILL BE PLACED ON TOP OR WITHING 5' FEET OF ANY CITY OWNED UTILITY LINES. NO LANDSCAPE MATERIALS OTHER THAN SOD ARE ALLOWED WITHING 5' FEET OF ANY PORTION OF THE PUBLIC UTILITY METERS, HYDRANTS AND SERVICE LINES.

NATIVE & NON- NATIVE PLANT PALETTE




(IC) DAHOON HOLLY



(TS) YELLOW ELDER (Signature Tree)




(SM) MAHOGANI




(VM) MONTGOMERY PALM



(QV) LIVE OAK




(CO) ORANGE GEIGER




(SP) SABAL PALM



(ILE) DWARF YAUPON



(FAK) FAKAHATCHEE GRASS



(CHR) COCOPLUM



(COS) SILVER BUTTONWOOD



(EUG) SPANISH STOPPER




(PSY) WILD COFFEE



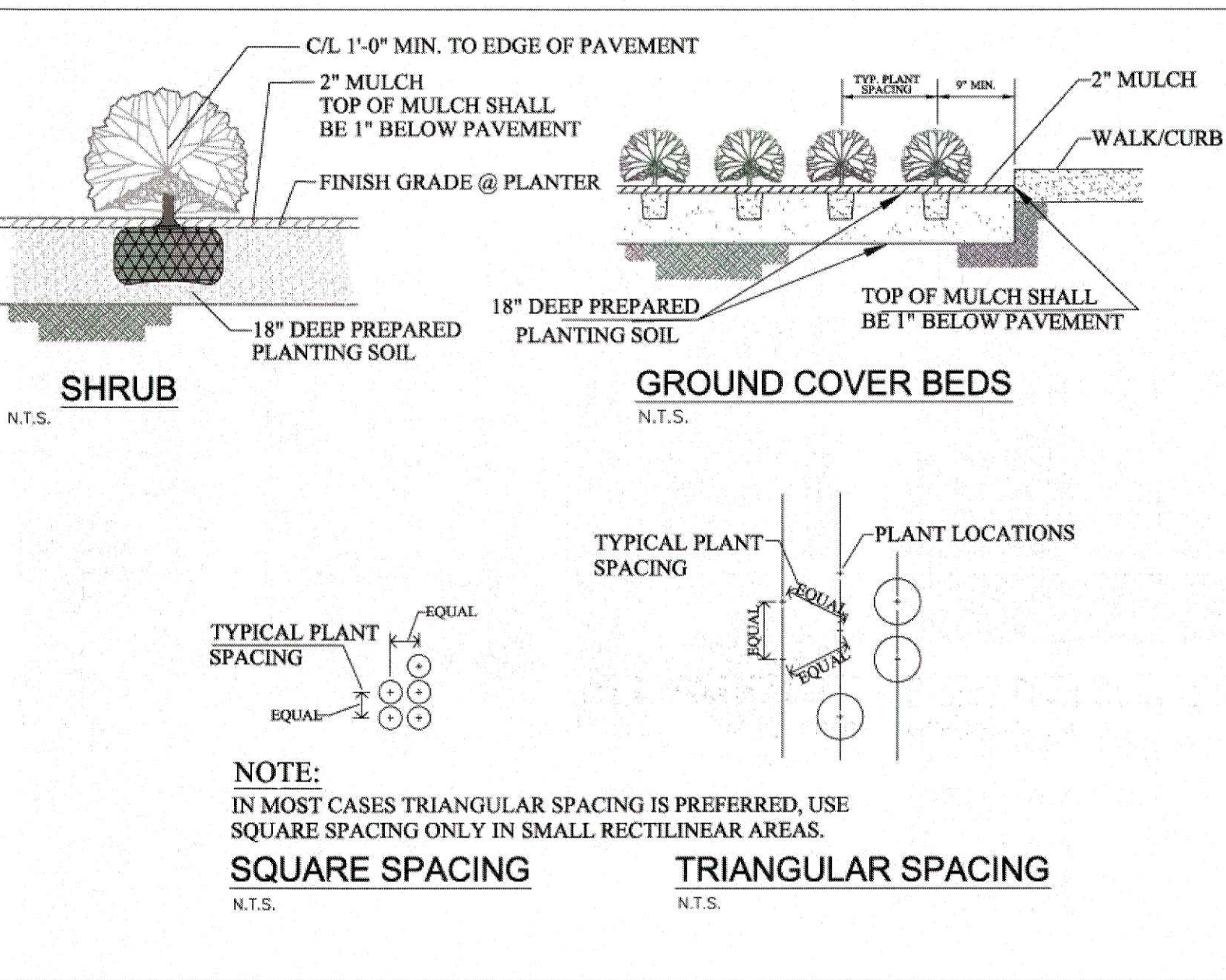
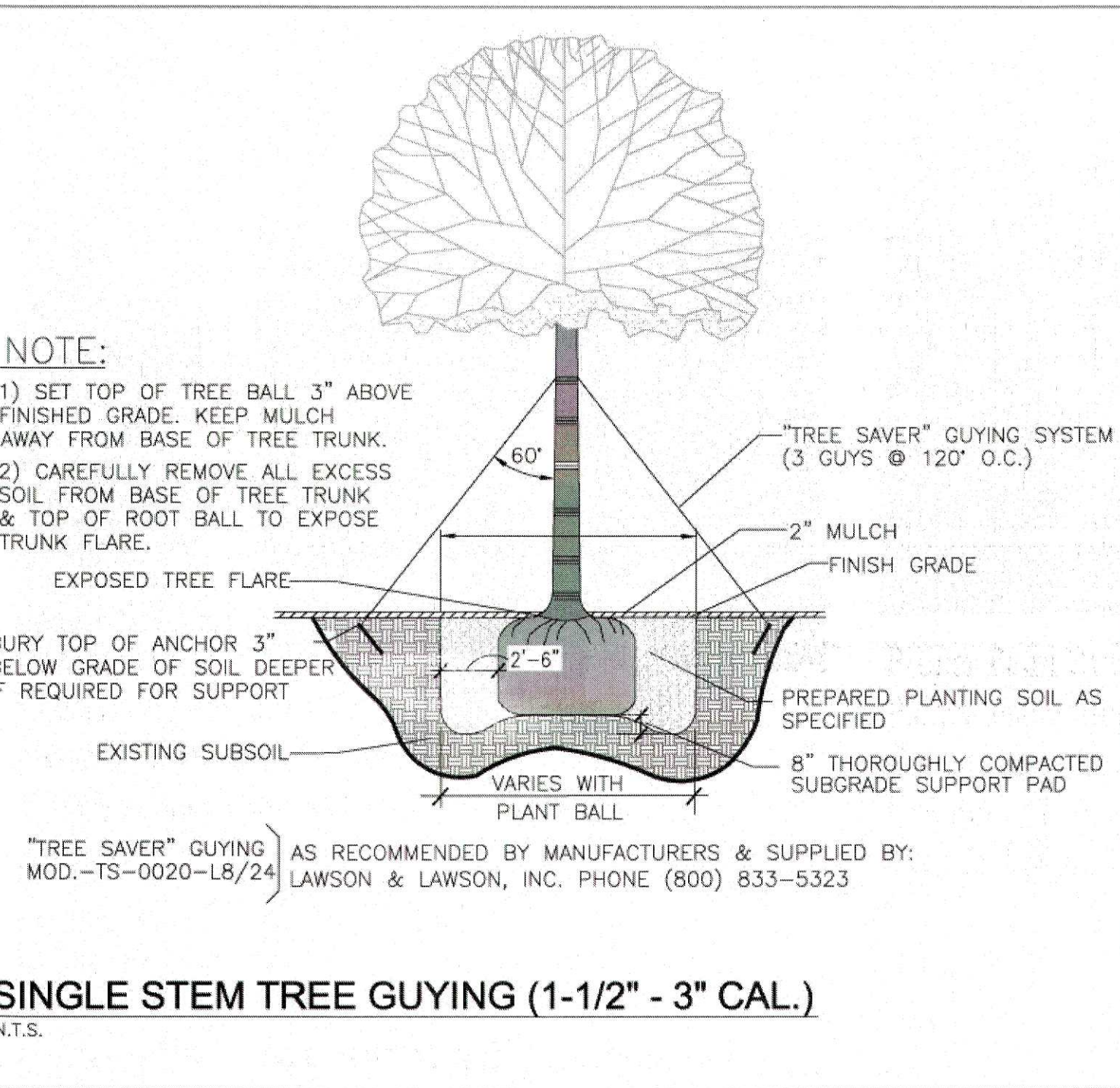
(PTV) PITTOSPORUM VARIEGATA



(VIA) AWABUKI VIBURNUM



(JAS) WAX JASMINE



CHISHOLM

Architects-Planners-Interior Designers
4921 SW 74th Ct., Miami, FL 33155
305.661.2070
www.chisholmarchitects.com
RE Chisholm Architects, Inc. aac001962

SDM

CONSULTING ENGINEERS
135 ALMERIA AVENUE
CORAL GABLES, FLORIDA 33134
(305) 448-2788 (PHONE)
(305) 443-8844 (FAX)
ES-0000371
www.sdmcorp.com

Zvonimir T. Belfranin, P.E.

Consulting Structural Engineer
P.E. # 332674
4000 SW 11th Avenue, Suite 100
Tel: (305) 644-0950 Fax: (305) 644-0971

Project Name:

ST. JOSEPH MANOR
Project No.: 066-EE119

1220 NW 6th AVENUE
POMPANO BEACH, FLORIDA

WRITTEN DIMENSIONS ON THIS DRAWING SHALL HAVE PRECEDENCE OVER SCALE DIMENSIONS. CONTRACTOR SHALL VERIFY AND BE RESPONSIBLE FOR ALL DIMENSIONS AND CONDITIONS ON THE JOB AND THIS OFFICE MUST BE NOTIFIED OF ANY VARIATION FROM THE DIMENSIONS.

Revisions

No.	Description	Date
01	12-05-2012 revised site plan, tree list, landscape and irrigation as per city comments	
02	12-17-2012 revised site plan, tree list, Mitigation Plan, and landscape as per city Arborist	
03	06-27-2013 revised site plan, tree list, Mitigation Plan, and landscape as per city Arborist final comments	

ARCHITECT

ROBERT E. CHISHOLM, FAIA
A R 0 0 0 7 4 4 2

LANDSCAPE ARCHITECT

Mariano Corral
Landscape Architecture
Landscape Architecture
Golf Course Design
Land Planning
Urban Design
Member of the American Society of Landscape Architects
3901 109 Court
Miami, Florida 33165
Tel: (305) 551-2322
Fax: (305) 551-2322
E-MAIL: marianocorral@comcast.net
MARIANO CORRAL, ASLA
L A 8 6 6 6 6 7 1

PROJECT NO. 2310

SCALE: AS SHOWN

DATE: 08-13-2012

DRAWN: MC

Checked: MC

Submital: 06-27-2013

Drawing Title:

LANDSCAPE SPECIFICATIONS and DETAILS

Sheet No.

LP-3